

Data Sheet | Item Number: 294-4013

Lighting connector; push-button, external; without ground contact; N-PE-L; 3-pole;
Lighting side: for solid conductors; Inst. side: for all conductor types; max. 2.5 mm²; Sur-
rounding air temperature: max 85°C (T85); white

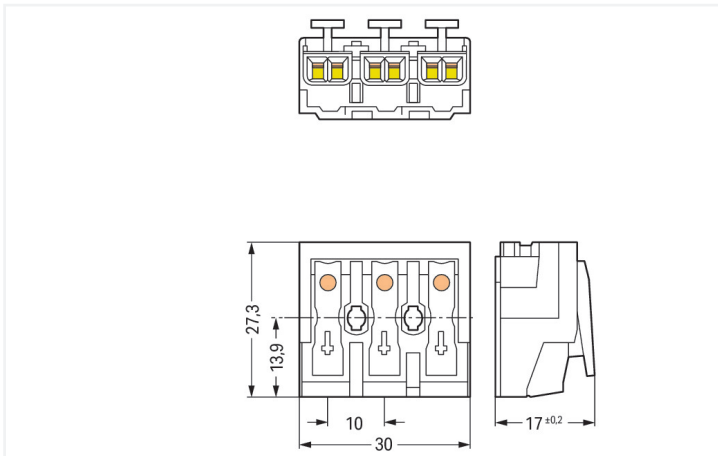
<https://www.wago.com/294-4013>



Color: ■ white

Similar to illustration

Similar to illustration



Dimensions in mm

Field-wiring terminal block, 294 Series, white

Our field-wiring terminal block (item number 294-4013) is designed for seamless electrical installations. Conductors should only be connected to this field-wiring terminal block if their strip length is between 8 and 9 mm. This product features four conductor terminals and utilizes Push-in CAGE CLAMP® and PUSH WIRE®. Push-in CAGE CLAMP® connection technology is ideal for connecting all conductor types. It allows direct insertion of both solid and fine-stranded conductors with ferrules without the need for tools—all thanks to its pluggable design. Our PUSH WIRE® connection is the simple and reliable method for connecting solid conductors. The dimensions are (30 x 17 x 27.3) mm (width x height x depth). Depending on the type of conductor, this field-wiring terminal block is designed for conductor cross sections ranging from 0.5 mm² to 2.5 mm² on one side and for conductor cross sections from 0.5 mm² to 2.5 mm² on the other side as well as conductor cross sections from 0.5 mm² to 1.5 mm² and from 0.5 mm² to 0.75 mm².

Tin is used for coating the contact surfaces.

Electrical data

Ratings per	IEC/EN 60998-1		
Overvoltage category	III	III	II
Pollution degree	3	2	2
Nominal voltage	-	-	500 V
Rated impulse withstand voltage	-	-	4 kV
Rated current	-	-	24 A

Ratings per	IEC/EN 60998-2-2		
Overvoltage category	III	III	II
Pollution degree	3	2	2
Nominal voltage	-	-	500 V
Rated impulse withstand voltage	-	-	4 kV
Rated current	-	-	24 A

Ratings per IEC/EN – Notes

Ratings (note)	Connection points
----------------	-------------------

General information

Wiring direction	Side-entry wiring
------------------	-------------------

Connection Data

Clamping units	15
Total number of potentials	3
Number of connection types	4
PE function	without PE contact

Connection 1

Connection type	External 1
Connection technology	Push-in CAGE CLAMP®
Number of connection points	2
Actuation type	Push-button
Connectable conductor materials	Copper
Solid conductor	0.5 ... 2.5 mm ² / 18 ... 12 AWG
Solid conductor; push-in termination	0.5 ... 2.5 mm ² / 18 ... 12 AWG
Stranded conductor	0.5 ... 2.5 mm ² / 18 ... 14 AWG
Fine-stranded conductor	0.5 ... 2.5 mm ² / 18 ... 14 AWG
Fine-stranded conductor; with insulated ferrule	0.5 ... 1.5 mm ² / 18 ... 16 AWG
Fine-stranded conductor; with uninsulated ferrule	0.5 ... 1.5 mm ² / 18 ... 16 AWG
Fine-stranded conductor; with ferrule; push-in termination	0.5 mm ² / 18 AWG
Strip length	8 ... 9 mm / 0.31 ... 0.35 inches
Pole number	3

Connection 2

Connection type	Internal 2
Connection technology	PUSH WIRE®
Number of connection points	1
Actuation type	Push-in
Solid conductor	0.5 ... 2.5 mm ² / 18 ... 14 AWG
Fine-stranded conductor; with insulated ferrule	0.5 ... 1 mm ² / 18 ... 16 AWG
Fine-stranded conductor; with uninsulated ferrule	0.5 ... 1.5 mm ² / 18 ... 14 AWG
Strip length	8 ... 9 mm / 0.31 ... 0.35 inches

Connection 3

Connection type	Internal 3
Connection technology	PUSH WIRE®
Number of connection points	1
Actuation type	Push-in
Solid conductor	0.5 ... 1.5 mm ² / 18 ... 16 AWG
Fine-stranded conductor; with insulated ferrule	0.5 ... 0.75 mm ² / 18 AWG
Fine-stranded conductor; with uninsulated ferrule	0.5 ... 1 mm ² / 18 AWG
Strip length	8 ... 9 mm / 0.31 ... 0.35 inches

Connection 4

Connection type	Internal 4
Connection technology	PUSH WIRE®
Number of connection points	1
Actuation type	Push-in
Solid conductor	0.5 ... 0.75 mm ² / 18 AWG

Connection 4

Strip length	8 ... 9 mm / 0.31 ... 0.35 inches
--------------	-----------------------------------

Physical data

Pin spacing	10 mm / 0.394 inches
Width	30 mm / 1.181 inches
Height	17 mm / 0.669 inches
Depth	27.3 mm / 1.075 inches

Mechanical data

Marking	N-⊕-L
Mounting type	without snap-in mounting feet

Material data

Note (material data)	Information on material specifications can be found here
Color	white
Material group	IIIa
Insulation material (main housing)	Polycarbonate (PC)
Flammability class per UL94	V0
Clamping spring material	Chrome-nickel spring steel (CrNi)
Contact material	Electrolytic copper (E _{Cu})
Contact Plating	Tin
Fire load	0.138 MJ
Halogen-free	Yes
Weight	9.2 g

Environmental requirements

Temperature stability	120 °C
T marking	T85

Commercial data

Product Group	8 (Misc. Chassis Mount Blocks)
PU (SPU)	500 pcs
Packaging type	Foil
Country of origin	CH
GTIN	4050821097662
Customs tariff number	85369010000

Product Classification

UNSPSC	39121409
eCl@ss 10.0	27-14-11-06
eCl@ss 9.0	27-14-11-06
ETIM 9.0	EC001284
ETIM 10.0	EC001284
ECCN	NO US CLASSIFICATION

Environmental Product Compliance

RoHS Compliance Status	Compliant, No Exemption
SCIP notification number (Austria)	bfdb4a4d-aa59-4e30-9877-a3ef4ba37159
SCIP notification number (Belgium)	2aca42d8-eef2-42dc-9c4e-bed282731fee
SCIP notification number (Bulgaria)	d63feab6-f099-4a58-a06d-2d8146affc08
SCIP notification number (Czech Republic)	f623570c-2df4-4415-8bf1-11c68b3118bb
SCIP notification number (Denmark)	b3282cb5-0e0d-4475-bddf-cf66a2a0d747
SCIP notification number (Finland)	4f27e650-2e58-4e50-9cc3-1ec222b98207
SCIP notification number (France)	1e4ee6cd-a4ce-43a7-ada4-30f00f54592a
SCIP notification number (Germany)	aa42ccb7-d773-45cd-880d-be327effa64
SCIP notification number (Hungary)	0217fc7b-fa6a-4991-b873-7f429885e0ae
SCIP notification number (Italy)	27cc60d0-4200-41d5-9a0c-83c27207219a
SCIP notification number (Netherlands)	d11dd1c9-c455-4156-905b-985c7fa7429b
SCIP notification number (Poland)	5dcc4099-41df-4cb0-8044-871eed73dd29
SCIP notification number (Romania)	cc3f613c-c31e-4447-8dce-d20fccd23248
SCIP notification number (Sweden)	8420b400-62a4-4a57-a1c7-5f9a4f0f9570

Approvals / Certificates

General approvals			Declarations of conformity and manufacturer's declarations		
Approval	Standard	Certificate Name	Approval	Standard	Certificate Name
ENEC 05 DEKRA Certification B.V.	EN 60998	2128791.01	EU-Declaration of Conformity WAGO GmbH & Co. KG	-	-
			UK-Declaration of Conformity WAGO GmbH & Co. KG	-	-

Downloads

Environmental Product Compliance

Compliance Search	
Environmental Product Compliance 294-4013	↓

Documentation

Bid Text			
294-4013	19.02.2019	xml 5.58 KB	↓
294-4013	13.06.2017	doc 27.50 KB	↓

CAD/CAE-Data

CAD data	CAE data
2D/3D Models 294-4013	WSCAD Universe 294-4013
	ZUKEN Portal 294-4013

1 Compatible Products

1.1 Optional Accessories

1.1.1 Strain relief

1.1.1.1 Strain relief



Item No.: 294-370
Strain relief; for 294 Series; with snap-in mounting feet; white

Item No.: 294-375
Strain relief; for 294 Series; without snap-in mounting feet; white

1.1.1.2 Strain relief plate



Item No.: 294-364
Strain relief plate; for 294 Series; for multi-core cables; 3- to 5-pole; with secured clamp; white

Item No.: 294-384
Strain relief plate; for 294 Series; for single strands; 3- to 5-pole; with secured clamp; white

1.1.2 Tool

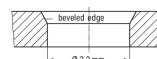
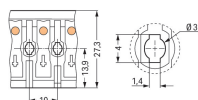
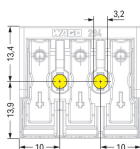
1.1.2.2 Operating tool



Item No.: 206-294
Disconnection tool; green

Installation Notes

Installation

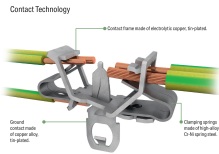


3-pole – without ground contact

Mounting hole for screw
Notice: The maximum thread diameter for self-tapping screws is 3 mm.

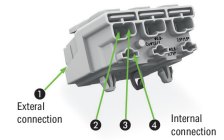
Hole for screw mount
Notice: The maximum thread diameter for self-tapping screws is 3 mm.

Conductor termination



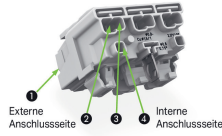
EUROPE
1 x 0.5 ... 2.5 mm ² *s*
1 x 0.5 ... 1.5 mm ² *s*
1 x 0.5 ... 0.75 mm ² *s*
AMERICA
1 x AWG 18 ... 14 *s*
1 x AWG 18 ... 16 *s*
1 x AWG 18 *s*
JAPAN
1 x 0.8 ... 1.6 mm diam. *s*
1 x 0.8 ... 1 mm diam. *s*
1 x 0.8 mm diam. *s*

EUROPE
2 x 0.5 ... 2.5 mm ² *s, str. f-str*
AMERICA
2 x AWG 18 ... 12 *s*
2 x AWG 18 ... 14 *s, f-str*
JAPAN
2 x 0.8 ... 2 mm diam. *s*
2 x 0.5 ... 2 mm ² *str, f-str*



Internal connection:
 PUSH WIRE® for internal wiring with solid conductors

External connection:
 Push-in CAGE CLAMP® for field-wiring with all conductor types



Terminating five conductors per pole – solid and fine-stranded.

