



Sedna Design & Elements

Fresh look, smart design.



se.com

Life Is On

Schneider
Electric



Give shape to your customers' desires

Your customers are seeking products that look elegant, make their lives easier, and add comfort and convenience, of course. But what they really want are products with personality, style, and class. Your customers love the look and feel of noble materials, but not their price tag.

Sedna Design/Elements was designed with your customers in mind. Available in a broad palette of finishes, Sedna offers irresistible style. It is the perfect source of inspiration and a must for today's on-trend interiors.

Now you can give your customers everything they need to bring their ideal interior decor to life.



Luxury details in an accessible product range

Sedna Design/Elements is a premium range, with products that come in a variety of contemporary colors and textures that bring the look and feel of wood, stone, metal, and glass into your customers' homes. Your customers will love everything about these beautiful, hyper-realistic finishes, including their affordable pricing.

With Sedna, your customers can bring their ideas to life down to the finishing touches and express their personal style with a range of switches that suits their tastes and budget.

Style

Bold and sophisticated

Sedna is a new generation of electrical switches inspired by fashion and interior design. With modern lines that reflect today's trends and a refined aesthetic, Sedna is more than an afterthought. It is the final touch that adds polish to your customers' interiors.

With two versions to choose from – Design and Elements – you can mix and match insert and cover frame finishes to respond to all of your customers' home decorating styles and preferences, from industrial to vintage, nature, and glam.



Sedna Design



Sedna Elements



Simply
sophisticated.

Functions

Something to meet every need

Perfect for those in a hurry, this device allows you to work silently wherever you are—whether in a study room, bedroom, or hotel room. With high durability, it is ideal for daily use, even in public spaces, and minimizes energy waste with its high energy efficiency.




Installation

Save time and deliver an impeccable finish

Sedna goes even further in terms of ergonomics, ease of installation and use, reliability, and quality finishes. And the new Sedna platform was designed with your needs in mind, with features like:

- Universal cover frames for 1 to 5 functions can be installed horizontally or vertically.
- All cover frames for Sedna Design and Sedna Elements are also IP20 and IP44 rated, for four times fewer product numbers.
- Cover frames are mounted using an 8-point clip-in system to ensure that they are perfectly flush with the wall.
- Interlocking mounting frames align perfectly.

These features, combined with quality manufacturing and materials, will very rapidly make Sedna your range of choice for all of your electrical installation projects.



Some new features

- 1 - Interlocking mounting frame, to align multiple devices easily.
- 2 - Screw slots, to compensate wall boxes that have been misaligned.
- 3 - Eight mounting points, for a simple and reliable frame fixing.

Because your customers are looking for something new, Sedna Elements brings refreshed color palette

Whether it is fashion or home decor, your customers like to mix things up. Today's homes juxtapose contemporary and vintage pieces and are not afraid to blend luxury items with big-box-store purchases.

And, because your customers are always on the lookout for something new for their home interior, they need switches that reflect the latest trends.

Little upgrades, big impact.

When we sat down to design Sedna, one of our goals was to give your customers limitless possibilities by allowing them to combine insert and cover frame finishes in any way that inspires them.

To give you an idea of all that is possible, you can combine a Sedna Elements Wood cover frame with a Wood rocker insert, of course. But why not try it with a Sedna Design Anthracite insert...or any other Sedna insert that complements your customer's room.






Elegant Designs with light and depth

The rounded shape of the edges and the gloss and matte finishes of the materials were chosen to either catch the light or give depth to your interior.



Mix it up...even with multi-gang frames

All 1-5 gang cover frames are available in all finishes and can be mixed and matched with all insert finishes.





Sedna Design

Standout style

The Sedna Design range's modern, sophisticated lines and four finishes were designed to complement today's modern interiors and create refined and inviting ambiances. Sedna's gentle contours are a pleasure to touch and the perfect finish is silky smooth.



White



Beige



Aluminium



Anthracite



IP44 protection degree

IP44 protection is provided with any Sedna Design frame when IP44 insert is installed. IP44 inserts are equipped with gaskets to protect the inserts from splash water.

Sedna Elements

Small detail, big impression

A subtle blend of flat and curved shapes in a very structured design gives Sedna Elements an innovative appeal.

The rounded profile creates the illusion that the switch is not flush with the wall but rather floating in front of it, bringing both lightness and elegance.

Sedna Elements finishes look and feel like glass, wood, metal or stone.





Sedna Elements

Wood Impression

If your customers are looking for a warm, authentic interior, there's nothing like the look and feel of wood.

Wood resonates with the human desire to live in alignment with nature and reconnect with our origins. And the color and grain of wood brings a richness that has become a must in today's interiors.



Wood Birch Impression



Wood Birch Impression/
Anthracite



Wood Wenge Impression



Wood Wenge Impression/
Aluminium



Sedna Elements

Mineral Impression

Raw, unfinished materials are ever-present in many of today's hottest interior design trends. Sandstone Impression and its more contemporary counterpart, Greystone Impression, provide a solid and grounding presence. When used in unexpected ways, these materials reveal a different kind of beauty—an unexpected lightness.



Sandstone Impression/
Anthracite



Greystone Impression/
Aluminium



Sedna Elements

Glass Impression

Glass can reflect light or let it through, or both, creating some interesting visual effects. The beautiful glossy finish—in White or Black—will add that “wow” factor to any interior design scheme. The deep, refined Smoke matt finish is undeniably elegant.



Glass Clear Impression/
White



Glass Smoke Impression/
Aluminium



Glass Dark Impression/
Anthracite



Sedna Elements

Metal Impression

Metal is simply on-trend. And metal is uniquely able to bring both energy and class to an interior design scheme. Explore our collection "Metal impression", from our Brushed Titanium to our Brush Aluminium Impression frames, a mix of modern aesthetics and industrial vibes.



Brushed Titanium Impression



Brushed Aluminium Impression

Sedna range overview

Sedna Design



White



Beige



Aluminium



Anthracite

Sedna Elements

Wood Impression



Wood Wenge
Impression



Wood Birch
Impression



Metal Impression



Brushed Aluminium
Impression



Brushed Titanium
Impression

Mineral Impression



Sandstone
Impression



Greystone
Impression



Glass Impression



Glass Clear
Impression



Glass Smoke
Impression



Glass Dark
Impression





Sedna - So many ways to make your home feel just right.

Sedna's design is modern, of course. But so are its many features. You'll have everything you need to bring your customers exactly what they want—sophisticated lighting, and energy savings—now and in the future.

Lighting control

Whether you choose a simple pushbutton or a rotary dimmer, both are designed for all types of lighting, even LED. A motion sensor helps reduce electrical consumption to a bare minimum and makes getting around at night.



1 Pole Switch



Cord Push-Button



Rotary LED Dimmer,
RC/RL 5-200W



Motion Sensor 160°
with Switch, 10A



Electronic key card



Night light

Shutter control

Shutter control switches let your customers easily open and close their roller shutters to protect their home from the sun and intruders.



Roller Blind Switch
10AX

Socket-outlets

Selected socket outlets have shutters to protect your customer's family from inserting toys or tools inside, where metal parts under tension are built in. Also available in an IP44 protected version with lid.



Side earth

Side earth and 2 USB A

IP44, side earth and cover lid

Double socket-outlets

To limit the number of holes in walls or the use of multiple socket-outlets; also for renovation projects.



Monoblock DSO, side earth with shutters and screw

Pin Earth with shutters multi gang screw

Specialized outlet



Equal Potential with screw

Multimedia

The Sedna range includes residential and commercial connections or options to adopt: RJ45 jacks for network cables, HDMI jacks for HDTV, and AV equipment.



Double Loudspeakers Outlet

Center plate adaptor for keystones (RJ45, HDMI, VGA)

Wifi repeater

USB charger

USB charger with smartphone holder is the easy, practical way to get phones off the floor where they can be damaged.



Charger A+C 21W PD PPS

Charger A+C 21W PD PPS with smartphone holder frame

Temperature control

The Sedna thermostat maintains a constant, comfortable temperature throughout the home and helps reduce energy consumption by switching the heating on only when needed.



Room thermostat 16A 2-pole

Floor thermostat 16A 2-pole (incl. floor probe)

Commercial

The key card switch for hotel room is typically used for energy-saving to turn off all room lighting if the room is unoccupied.



Electronic key card switch 8A w. time delay

Key Card Switch10AX



It's so easy to install
that you will gain
unbelievable time


Sedna Design/Elements inserts: designed to meet your needs

At Schneider Electric, we listen to what you have to say, so we understand what you need to be more efficient at work. The new and updated Sedna range is easy to connect, align, fasten, mount, and test! Installation has never been this fast, easy, and convenient.

New features

One universal cover frame for horizontal or vertical installation

With its symmetrical design, the same frame can be used for both horizontal and vertical installations.



Wall compensation

The cover frame will sit flush against the wall, even if the wall box does not.



Interlocking mounting frame

Two notches on each side of the frame make it easy to align multiple devices.



And no more dust

The cover frames shape is designed specifically to prevent from catching dust.




Screw slots

The screw slots allow rotation of the insert in either direction, to compensate for wall boxes that have been misaligned.



8 mounting points


The insertion and fixing of the frame are very easy and reliable thanks to the strong and robust 8 point fixation.



New features

More space for wiring

With a compact design and low profile (24 mm), Sedna switches are easy to wire and mount in the wall box.



Socket-outlet

Screwless terminal

Flush-mounted inserts are designed for quick, easy, and robust installation. Advanced screwless technology ensures reliability and efficiency. Our solution significantly eases the workload for electricians, thanks to the rapid installation process.



Easy-to-use release buttons

The release buttons are easy to access and large so that they are easier to depress. An improved mechanism ensures an even smoother release.



Claws



Protective claws


Claws are fully retracted inside the housing so that they cannot catch wires during installation, for fewer injuries.



Claw-return function


The claw-return function makes mounting and realignment easier.

Switch and pushbutton inserts



Conical cable entries

Conical cable entries make it easier to feed the connection wires into the terminal blocks. Even thicker wires can be connected in less time thanks to the larger openings.



Wiring diagram

The wiring diagram is printed on the rear of the switch and pushbutton base. Here, the switch type and connection options are clearly visible.

Screwless terminal

Flush-mounted inserts are designed for quick, easy, and robust installation. Advanced screwless technology ensures reliability and efficiency. Our solution significantly eases the workload for electricians, thanks to the rapid installation process.



Convenient front-side testing

Checkpoints allow convenient testing of all functions and measuring from the front, with no need to disassemble the switch.

IP44 protection

IP44 protection is provided with any Sedna Design and Sedna Elements frame when IP44 insert is installed. IP44 inserts are equipped with gaskets to protect the inserts from splash water.



Sedna Design/Elements mechanisms

Mechanism, without frame								
	White	Beige	Aluminium	Anthracite	Birch	Wenge	Brushed alu.	Brushed titan.
Switches 250V AC, screwless terminals								
1-pole switch 10AX	SDD111101	SDD112101	SDD113101	SDD114101	SDD180101U	SDD181101U	SDD170101U	SDD170101U
2-pole switch 10AX	SDD111102	SDD112102	SDD113102	SDD114102	-	-	-	-
2-pole switch 16AX	SDD111162	SDD112162	-	-	-	-	-	-
2-circuit switch 10AX	SDD111105	SDD112105	SDD113105	SDD114105	SDD180105U	SDD181105U	SDD170105U	SDD172105U
2-way switch 10AX	SDD111106	SDD112106	SDD113106	SDD114106	SDD180106U	SDD181106U	SDD170106U	SDD172106U
2-way switch 16AX	SDD111166	SDD112166	SDD113166	SDD114166	-	-	-	-
Intermediate switch 10AX	SDD111107	SDD112107	SDD113107	SDD114107	SDD180107U	SDD181107U	SDD170107U	SDD172107U
Double 2-way switch 10AX	SDD111108	SDD112108	SDD113108	SDD114108	SDD180108U	SDD181108U	SDD170108U	SDD172108U
Switches with light modules, 250V AC, screwless terminals, Blue = locator, Red = indicator								
1-pole switch, blue locator light, 10AX	SDD111101L	SDD112101L	SDD113101L	SDD114101L	-	-	-	-
1-pole switch, red indicator light, 10AX	SDD111101N	SDD112101N	SDD113101N	SDD114101N	-	-	-	-
2-pole switch, red indicator light, 10AX	SDD111102N	SDD112102N	-	-	-	-	-	-
2-pole switch, red indicator light, 16AX	SDD111162N	SDD112162N	-	-	-	-	-	-
2-circuit switch, blue locator light, 10AX	SDD111105L	SDD112105L	SDD113105L	SDD114105L	-	-	-	-
2-way switch, blue locator light, 10AX	SDD111106L	SDD112106L	SDD113106L	SDD114106L	-	-	-	-
2-way switch, blue locator light, 16AX	SDD111166L	SDD112166L	SDD113166L	SDD114166L	-	-	-	-
2-way switch, red indicator light, 10AX	SDD111106N	SDD112106N	-	-	-	-	-	-
Intermediate switch, blue locator light, 10AX	SDD111107L	SDD112107L	SDD113107L	SDD114107L	-	-	-	-
Pushbuttons 10A 250V AC, screwless terminals, Blue = locator, Red = indicator								
1-pole pushbutton	SDD111111	SDD112111	SDD113111	SDD114111	SDD180111U	SDD181111U	SDD170111U	SDD172111U
1-pole pushbutton, bell symbol	SDD111131	SDD112131	SDD113131	SDD114131	-	-	-	-
1-pole pushbutton, light symbol	SDD111132	SDD112132	SDD113132	SDD114132	-	-	-	-
2-way pushbutton	SDD111116	SDD112116	-	-	-	-	-	-
Pushbutton with cord	SDD111122	SDD112122	SDD113122	SDD114122	-	-	-	-
Double 1-way pushbutton	SDD111118	SDD112118	SDD113118	SDD114118	-	-	-	-
Pushbuttons with light modules, 10A 250V AC, screwless terminals, Blue = locator								
1-pole pushbutton, blue locator light	SDD111111L	SDD112111L	SDD113111L	SDD114111L	-	-	-	-
1-pole pushbutton, blue locator light, bell symbol	SDD111131L	SDD112131L	SDD113131L	SDD114131L	-	-	-	-
1-pole pushbutton, blue locator light, light symbol	SDD111132L	SDD112132L	SDD113132L	SDD114132L	-	-	-	-
1-pole pushbutton, blue locator light, label holder	SDD111133L	-	-	-	-	-	-	-
2-way pushbutton, blue locator light	SDD111116L	SDD112116L	-	-	-	-	-	-
Pushbuttons with light modules, 10A 12V AC, screwless terminals, Blue = locator								
1-pole pushbutton, blue locator light, label holder	SDD111143L	SDD112143L	SDD113143L	SDD114143L	-	-	-	-
Rollerblind controllers, 250V AC, screwless terminals								
Rollerblind switch 10AX	SDD111104	SDD112104	SDD113104	SDD114104	-	-	-	-
Rollerblind pushbutton 10A	SDD111114	SDD112114	SDD113114	SDD114114	-	-	-	-
Rotary dimmers - 250 V~								
Dimmer RC 0-370W LED, multiwire, with changeover contact and optional neutral connection	SDD111501	SDD112501	SDD113501	SDD114501	-	-	-	-
Multiway universal LED dimmer RC/RL 5-200W option to switch and dim with external pushbuttons	SDD111502	SDD112502	SDD113502	SDD114502	-	-	-	-

Mechanism, without frame	White	Beige	Aluminium	Anthracite	Birch	Wenge	Brushed alu.	Brushed titan.
Movement detectors - 250 V~								
Motion sensor, 160o, 10A	SDD111504	SDD112504	SDD113504	SDD114504	-	-	-	-
Thermostats - 250 V~								
Room thermostat, 10A	SDD111506	SDD112506	SDD113506	SDD114506	-	-	-	-
Floor thermostat, 10A	SDD111507	SDD112507	SDD113507	SDD114507	-	-	-	-
Socket outlets - 16A, 250 V~								
2P+E side earth with shutters, screw terminals	SDD111021	SDD112021	SDD113021	SDD114021	-	-	-	-
2P+E side earth with shutters, screwless terminals	SDD111022	SDD112022	SDD113022	SDD114022	SDD180022U	SDD181022U	SDD170022U	SDD172022U
2P+E side earth with shutters and lid, screw terminals	SDD111023	SDD112023	SDD113023	SDD114023	-	-	-	-
2P+E side earth with shutters and lid, screwless terminals	SDD111024	SDD112024	SDD113024	SDD114024	-	-	-	-
v 2P+E side earth with shutters, screw terminals, red	-	-	-	SDD115021	-	-	-	-
2P+E side earth, screw terminals	SDD111025	SDD112025	SDD113025	SDD114025	-	-	-	-
2P+E side earth, screwless terminals	SDD111026	SDD112026	SDD113026	SDD114026	SDD180026U	SDD181026U	SDD170026U	SDD172026U
2x2P+E side earth with shutters, screw terminals	SDD311221	SDD312221	SDD313221	SDD314221	-	-	-	-
2P+E side earth with shutters, 16A double USB charger A+A, 2,4A screwless terminals	SDD111052	SDD112052	SDD113052	SDD114052	-	-	-	-
2P+E pin earth with shutters, 16A double USB charger A+C, 3A screw terminals	SDD111072	SDD112072	SDD113072	SDD114072	-	-	-	-
Pin earth socket outlet 16A 250V, with shutters, screwless	SDD11012	SDD112012	SDD113012	SDD114012	SDD180012U	SDD181012U	SDD170012U	SDD172012U
Data outlets and adaptors								
1xRJ45 Cat5e UTP outlet	SDD111451	SDD112451	SDD113451	SDD114451	-	-	-	-
2xRJ45 Cat5e UTP outlet	SDD111452	SDD112452	SDD113452	SDD114452	-	-	-	-
1xRJ45 Cat5e STP outlet	SDD111451S	SDD112451S	SDD113451S	SDD114451S	-	-	-	-
2xRJ45 Cat5e STP outlet	SDD111452S	SDD112452S	SDD113452S	SDD114452S	-	-	-	-
1xRJ45 Cat6 UTP outlet	SDD111461	SDD112461	SDD113461	SDD114461	-	-	-	-
2xRJ45 Cat6 UTP outlet	SDD111462	SDD112462	SDD113462	SDD114462	-	-	-	-
1xRJ45 Cat6 STP outlet	SDD111461S	SDD112461S	SDD113461S	SDD114461S	-	-	-	-
2xRJ45 Cat6 STP outlet	SDD111462S	SDD112462S	SDD113462S	SDD114462S	-	-	-	-
1xRJ45 Cat6A UTP outlet	SDD111466	SDD112466	SDD113466	SDD114466	-	-	-	-
2xRJ45 Cat6A UTP outlet	SDD111467	SDD112467	SDD113467	SDD114467	-	-	-	-
1xRJ45 Cat6A STP outlet	SDD111466S	SDD112466S	SDD113466S	SDD114466S	-	-	-	-
2xRJ45 Cat6A STP outlet	SDD111467S	SDD112467S	SDD113467S	SDD114467S	-	-	-	-
2xRJ45 adaptor, Krone and others	SDD111441C	SDD112441C	SDD113441C	SDD114441C	-	-	-	-
2xRJ45 adaptor, AMP/Tyco	SDD111442C	SDD112442C	-	-	-	-	-	-
2xRJ45 adaptor, Commscope-Systemax, RDM	SDD111443C	-	-	-	-	-	-	-
2xRJ45 adaptor, AMP, Molex and others	SDD111444C	SDD112444C	SDD113444C	SDD114444C	-	-	-	-
1xKeystone adaptor	SDD111421	SDD112421	SDD113421	SDD114421	-	-	-	-
Phone socket outlets								
1xRJ11 outlet	SDD111491	SDD112491	SDD113491	SDD114491	-	-	-	-


Mechanism, without frame	White	Beige	Aluminium	Anthracite	Birch	Wenge	Brushed alu.	Brushed titan.
2xRJ11 outlet	SDD111492	SDD112492	SDD113492	SDD114492	-	-	-	-
Combined outlets								
TV ending 4dB/RJ45 Cat6 UTP	SDD111469T	SDD112469T	SDD113469T	SDD114469T	-	-	-	-
RJ11/RJ45 Cat5e UTP combined outlet	SDD111458	SDD112458	SDD113458	SDD114458	-	-	-	-
RJ11/RJ45 Cat6 UTP combined outlet	SDD111468	SDD112468	SDD113468	SDD114468	-	-	-	-
Antenna-socket outlets								
TV outlet, ending, 1 dB	SDD111471	SDD112471	SDD113471	SDD114471	-	-	-	-
TV outlet, intermediate, 4 dB	SDD111474	SDD112474	SDD113474	SDD114474	-	-	-	-
TV outlet, intermediate, 8 dB	SDD111478	SDD112478	SDD113478	SDD114478	-	-	-	-
TV/R outlet, ending, 1 dB	SDD111471R	SDD112471R	SDD113471R	SDD114471R	-	-	-	-
TV/R outlet, intermediate, 4 dB	SDD111474R	SDD112474R	SDD113474R	SDD114474R	-	-	-	-
TV/R outlet, intermediate, 8 dB	SDD111478R	SDD112478R	SDD113478R	SDD114478R	-	-	-	-
TV/SAT outlet, ending, 1 dB	SDD111471S	SDD112471S	SDD113471S	SDD114471S	-	-	-	-
TV/SAT outlet, intermediate, 4 dB	SDD111474S	SDD112474S	SDD113474S	SDD114474S	-	-	-	-
TV/SAT outlet, intermediate, 8 dB	SDD111478S	SDD112478S	SDD113478S	SDD114478S	-	-	-	-
TV/R/SAT outlet, ending, 1 dB	SDD111481	SDD112481	SDD113481	SDD114481	-	-	-	-
TV/R/SAT outlet, intermediate, 4 dB	SDD111484	SDD112484	SDD113484	SDD114484	-	-	-	-
TV/R/SAT outlet, intermediate, 8 dB	SDD111488	SDD112488	SDD113488	SDD114488	-	-	-	-
TV/SAT/SAT outlet, ending, 1 dB	SDD111481S	SDD112481S	SDD113481S	SDD114481S	-	-	-	-
Other functions								
Double loudspeaker outlet, screwless terminals	SDD111411	SDD112411	SDD113411	SDD114411	-	-	-	-
Cable outlets	SDD111903	SDD112903	SDD113903	SDD114903	-	-	-	-
Blind cover	SDD111904	SDD112904	SDD113904	SDD114904	-	-	-	-
Countdown timer switch, 10AX 250V AC screw terminals	SDD111508	SDD112508	SDD113508	SDD114508	-	-	-	-
Card switch 10A 250V AC, screwless terminals	SDD111121	SDD112121	SDD113121	SDD114121	-	-	-	-
Electronic card switch 8A 250V AC, screw terminals	SDD111121E	SDD112121E	SDD113121E	SDD114121E	-	-	-	-
Double USB charger A+C 21W PD PPS, screw terminals	SDD111405	SDD112405	SDD113405	SDD114405	SDD180405U	SDD181405U	SDD170405U	SDD172405U
Double USB charger A+C 45W PD, screw terminals	SDD111404	SDD112404	SDD113404	SDD114404	-	-	-	-
Adaptor for New Unica with claws	SDD111905	SDD112905	SDD113905	SDD114905	-	-	-	-
Adaptor for New Unica without claws	SDD111907	-	-	-	-	-	-	-
Equal potential outlet, screw terminals	SDD111061	-	-	-	-	-	-	-
Night light, 250V~ - 3W					SDD111906			
Spare parts								
Set of center plate and rotary knob	SDD111503	SDD112503	-	-	-	-	-	-
IP44 functions								
1-pole switch 10AX, screwless terminals	SDD211101	SDD212101	SDD213101	SDD214101	-	-	-	-
2-pole switch 10AX, screwless terminals	SDD211102	SDD212102	SDD213102	SDD214102	-	-	-	-
2-circuit switch 10AX, screwless terminals	SDD211105	SDD212105	SDD213105	SDD214105	-	-	-	-
2-way switch 10AX, screwless terminals	SDD211106	SDD212106	SDD213106	SDD214106	-	-	-	-
Intermediate switch 10AX, screwless terminals	SDD211107	-	-	-	-	-	-	-
1-pole pushbutton, bell symbol, 10A, screwless terminals	SDD211131	SDD212131	-	-	-	-	-	-
1-pole pushbutton, light symbol, 10A, screwless terminals	SDD211132	SDD212132	SDD213132	SDD214132	-	-	-	-
2P+E side earth with shutters and lid, screw terminals	SDD211023	SDD212023	SDD213023	SDD214023	-	-	-	-
2P+E side earth with shutters and lid, screwless terminals	SDD211024	SDD212024	SDD213024	SDD214024	-	-	-	-

Sedna Design / Elements cover frames

IP20 and IP44 universal frames	1 gang	2 gangs	3 gangs	4 gangs	5 gangs
White	SDD311801	SDD311802	SDD311803	SDD311804	SDD311805
Beige	SDD312801	SDD312802	SDD312803	SDD312804	SDD312805
Aluminium	SDD313801	SDD313802	SDD313803	SDD313804	SDD313805
Anthracite	SDD314801	SDD314802	SDD314803	SDD314804	SDD314805
Wood Birch impression	SDD380801U	SDD380802U	SDD380803U	SDD380804U	SDD380805U
Wood Wenge impression	SDD381801U	SDD381802U	SDD381803U	SDD381804U	SDD381805U
Brushed Aluminium impression	SDD370801U	SDD370802U	SDD370803U	SDD370804U	SDD370805U
Brushed Titanium impression	SDD372801U	SDD372802U	SDD372803U	SDD372804U	SDD372805U
Glass Clear impression	SDD360801	SDD360802	SDD360803	SDD360804	SDD360805
Glass Dark impression	SDD361801	SDD361802	SDD361803	SDD361804	SDD361805
Glass Smoke impression	SDD362801	SDD362802	SDD362803	SDD362804	SDD362805
Sandstone impression	SDD392801	SDD392802	SDD392803	SDD392804	SDD392805
Greystone impression	SDD393801	SDD393802	SDD393803	SDD393804	SDD393805
Frames with mobile holder					
White	SDD311809	-	-	-	-
Beige	SDD312809	-	-	-	-
Aluminium	SDD313809	-	-	-	-
Anthracite	SDD314809	-	-	-	-
Surface mounting boxes, universal IP20					
	1-gang	Mult-gang extension			
White	SDD111901	SDD111902	-	-	-
Beige	SDD112901	SDD112902	-	-	-
Aluminium	SDD113901	SDD113902	-	-	-
Anthracite	SDD114901	SDD114902	-	-	-



Life Is On



se.com

Schneider Electric
35, rue Joseph Monier
F-92505 Rueil-Malmaison Cedex
Tel. + 33 (0) 1 41 29 70 00
Fax + 33 (0) 1 41 29 71 00

© 2025 Schneider Electric. All rights reserved. Life Is On Schneider Electric and Harmony are trademarks and the property of Schneider Electric SE, its subsidiaries and affiliated companies. All other trademarks are the property of their respective owners. 05/2025 - 998-24188100