



LINX PROFI SQUARE



220-240V-50/60Hz



IP₂₀



-20+40°C



65°


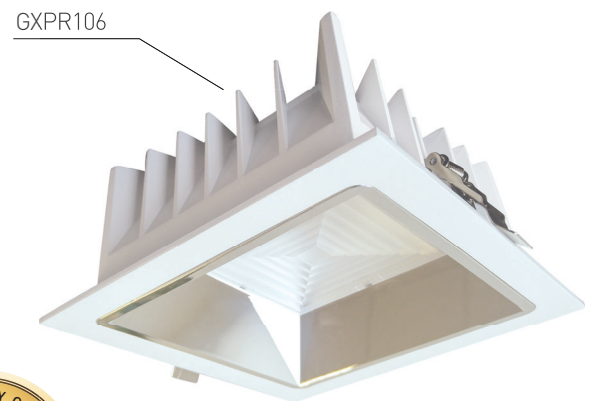

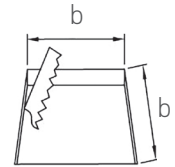
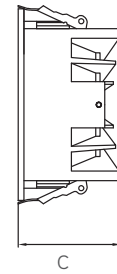
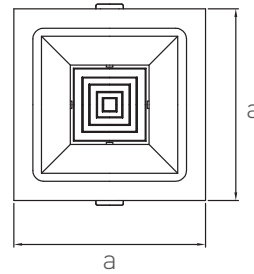
30 000

Pf (λ) >0,9



NEUTRAL WHITE

- OPRAWA LED MCOB DO ZABUDOWY
- obudowa: lakierowane aluminium
- przystona: poliwęglan (PC)
- wysoka wydajność świetlna
- bardzo wysoki współczynnik oddawania barw Ra/CRI ≥ 90
- wskaźnik oślnienia UGR<19
- bezmigotliwa praca
- 5-letnia gwarancja

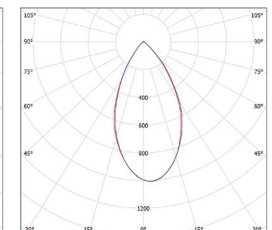
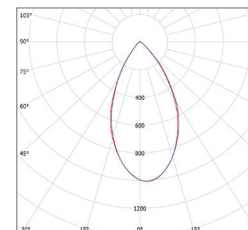
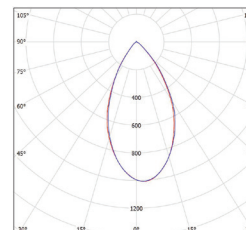
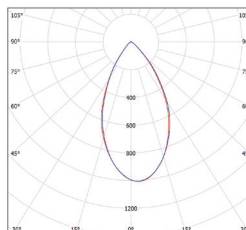


GXPR104
LINX PROFI-S 10W NW

GXPR105
LINX PROFI-S 20W NW

GXPR106
LINX PROFI-S 30W NW

GXPR107
LINX PROFI-S 40W NW



LED 10W ▶ ≥D 70W
LED 20W ▶ ≥D 140W
LED 30W ▶ ≥D 210W
LED 40W ▶ ≥D 280W

						$\frac{T_c}{CCT}$	$\frac{Ra}{CRI}$	$\leftarrow a \rightarrow$ [mm]	$\leftarrow b \rightarrow$ [mm]	$\leftarrow C \rightarrow$ [mm]		
LINX PROFI-S 10W NW	GXPR104	8592660122557	10	950	neutralna biata	4000K	> 90	115	100	60	0,41	1/50
LINX PROFI-S 20W NW	GXPR105	8592660122564	20	1900	neutralna biata	4000K	> 90	140	125	75	0,58	1/30
LINX PROFI-S 30W NW	GXPR106	8592660122571	30	2850	neutralna biata	4000K	> 90	160	145	80	0,72	1/18
LINX PROFI-S 40W NW	GXPR107	8592660122632	40	3800	neutralna biata	4000K	> 90	195	180	95	1,01	1/16